

ULTRAFST RECOVERY RECTIFIERS

Reverse Voltage -400 V

Forward Current - 15 A

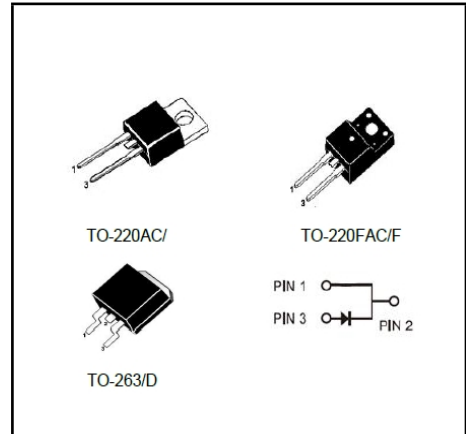


FEATURES

- ◆High speed switching capability
- ◆High current capability
- ◆High forward surge capability
- ◆Low power losses · High efficiency
- ◆For use in low voltage, high frequency inverters
- ◆Lead free in comply with EU RoHS 2011/65/EU directives

MECHANICAL DATA

- ◆Case: TO-220AC TO-220FAC TO-263/DC
- ◆Solder bath temperature 275°C maximum, 10s per JESD22-106



Primary Characteristic

I_o	15A
V_{RRM}	400V
I_{FSM}	320A
V_F	0.91V
T_J Max	150°C

Maximum Ratings (Per Leg) at Ta=25°C unless otherwise specified

Parameter	Symbols	Value	Units
Maximum Repetitive Peak Reverse Voltage	V_{RRM}	400	V
Maximum RMS voltage	V_{RMS}	400	V
Maximum DC Blocking Voltage	V_{DC}	400	V
Maximum Average Forward Rectified Current	I_o	15	A
Peak Forward Surge Current, 8.3ms Single Half Sine-wave	I_{FSM}	320	A
Operating Temperature Range	T_J	150	°C
Storage Temperature Range	T_{STG}	-40 ~ +150	°C
Typical Thermal Resistance (Note1) TO-220AC TO-263 TO-220FAC	R_{θJA} R_{θJC}	2/4	°C/W

Note1: Thermal resistance from Junction to case per leg mounted on heatsink.

Electrical Characteristics (Per Leg) unless otherwise specified

Characteristics	Symbols	Value		Units
		Typ	Max	
Forward Voltage Drop(Note2)	V_F	0.84	-	V
at I _F =3A				
		TA=125°C		
at I _F =5A		TA=25°C		
		TA=125°C		
at I _F =15A		TA=25°C	1.06	
	TA=125°C	0.90	-	
Maximum Reverse Current at V _R =400V	I_R	0.10	1	uA
		10	-	uA
Maximum Reverse Recovery Time at I _F =0.5A, I _R =1A, I _{RR} =0.25A	T_{RR}	-	35	nS

Note2: Pulse test: 300 μs pulse width, 1 % duty cycle

RATINGS AND CHARACTERISTIC CURVES

FIG.1 MAXIMUM FORWARD CURRENT DERATING CURVE

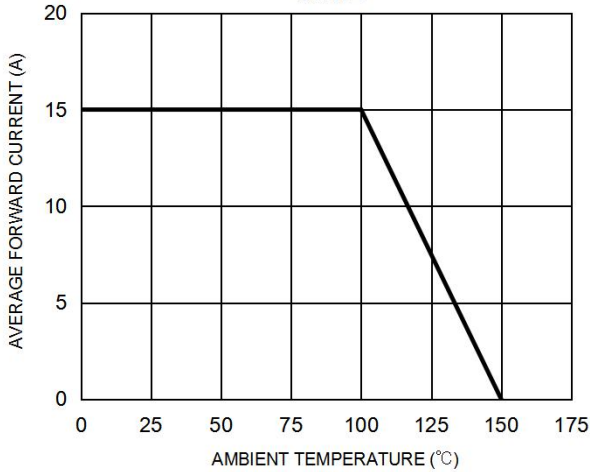


FIG. 2 MAXIMUM NON-REPETITIVE FORWARD SURGE CURRENT PER LEG

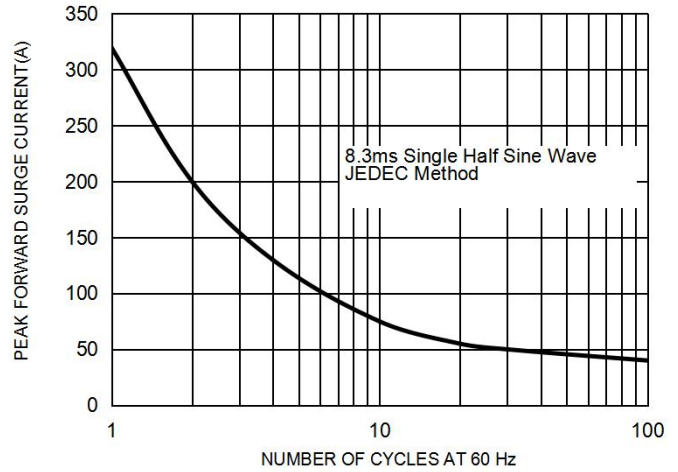


FIG. 3 TYPICAL FORWARD CHARACTERISTICS PER LEG

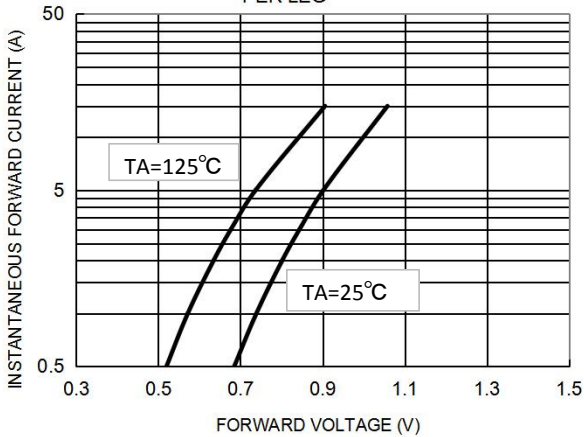
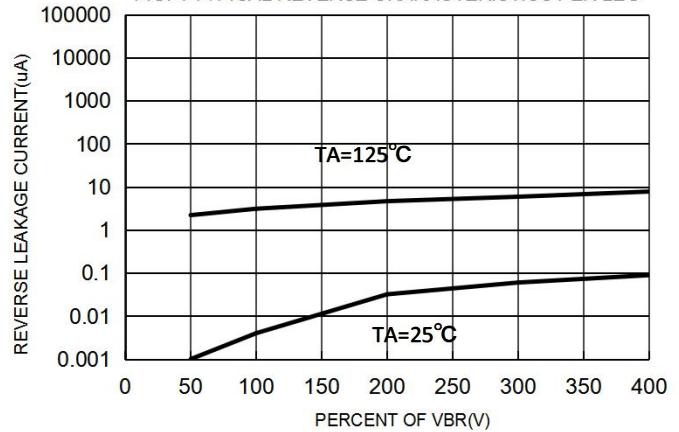
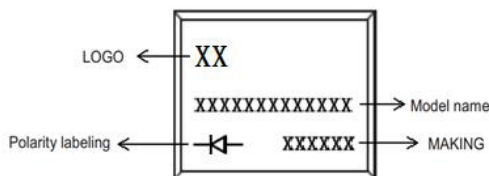


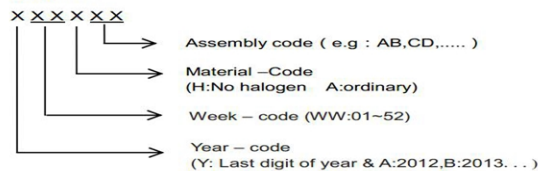
FIG. 4 TYPICAL REVERSE CHARACTERISTICS PER LEG



Marking on the body



MAKING:



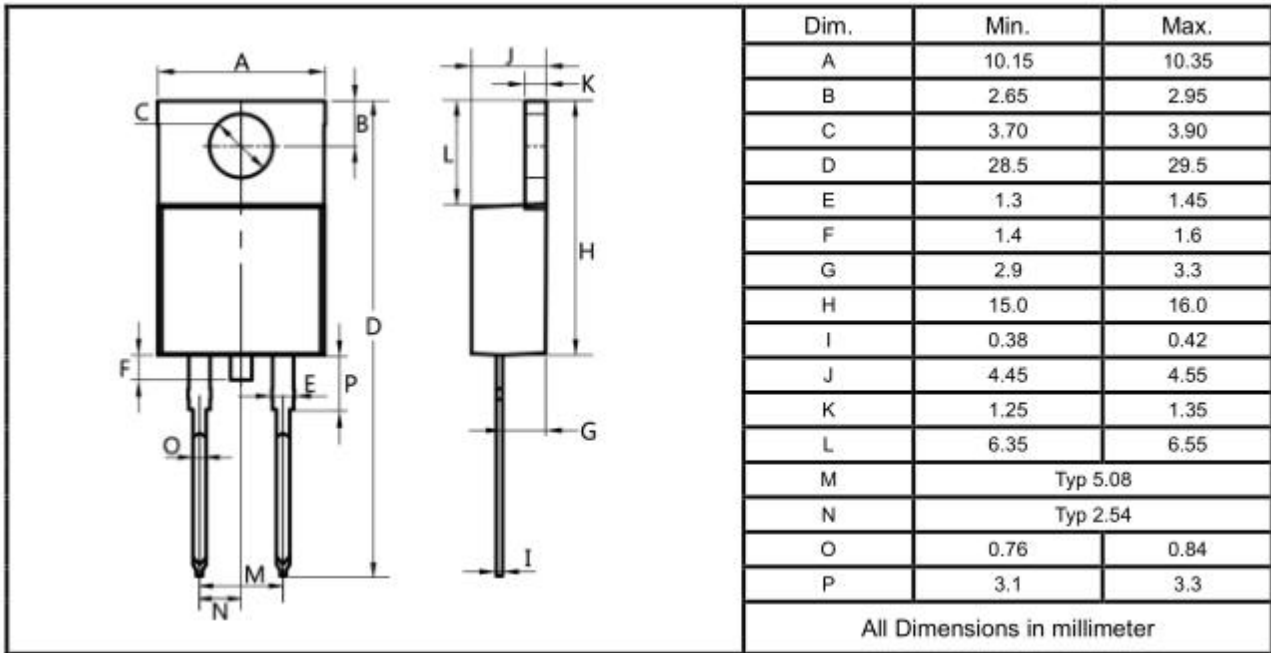
Ordering information

Part Number	Package	Unit Weight	Base Quantity	Delivery mode
MUR1540	TO-220AC	0.07oz(1.96g)	50 pcs / tube	1000pcs/box 5000pcs/carton
MUR1540F	TO-220FAC	0.06oz(1.74g)	50 pcs / tube	1000pcs/box 5000pcs/carton
MUR1540D	TO-263	0.04oz(1.16g)	50 pcs / tube	1000pcs/box 5000pcs/carton
MUR1540DC-R	TO-263	0.04oz(1.16g)	800 pcs / reel	800pcs/box4000pcs/carton

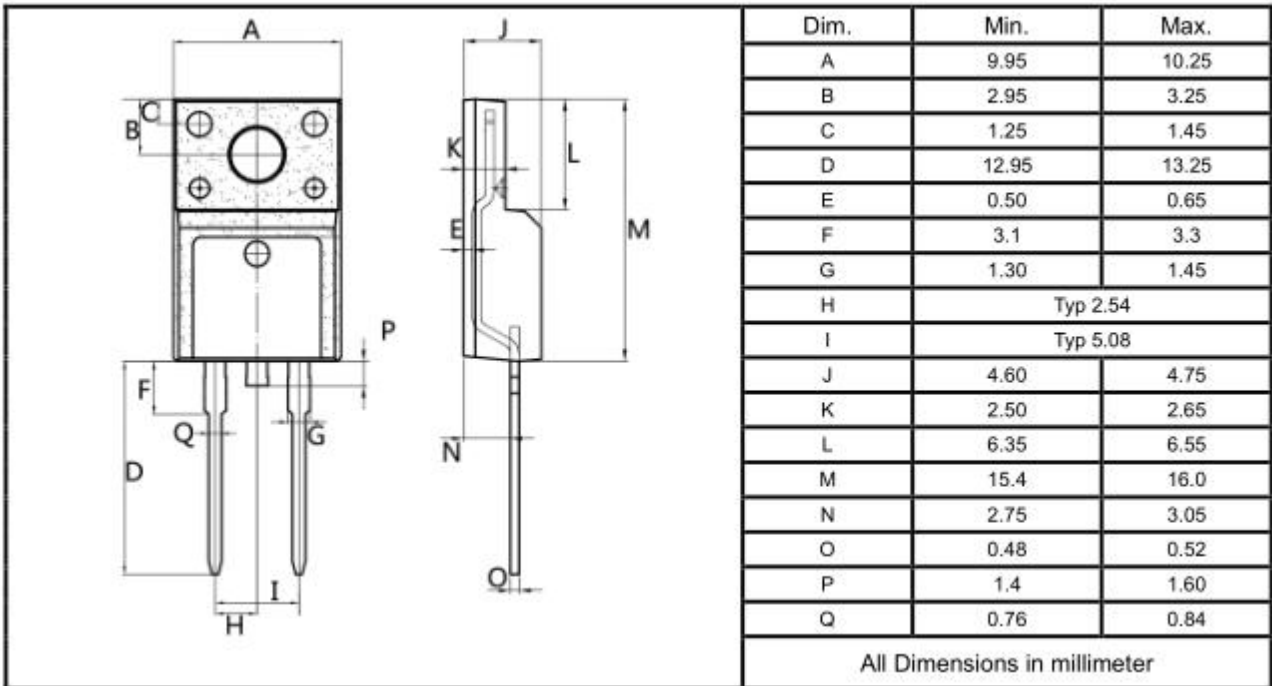
Note: For Halogen Free molding compound, add "H" suffix to part number above.

Package Outline Dimensions millimeters

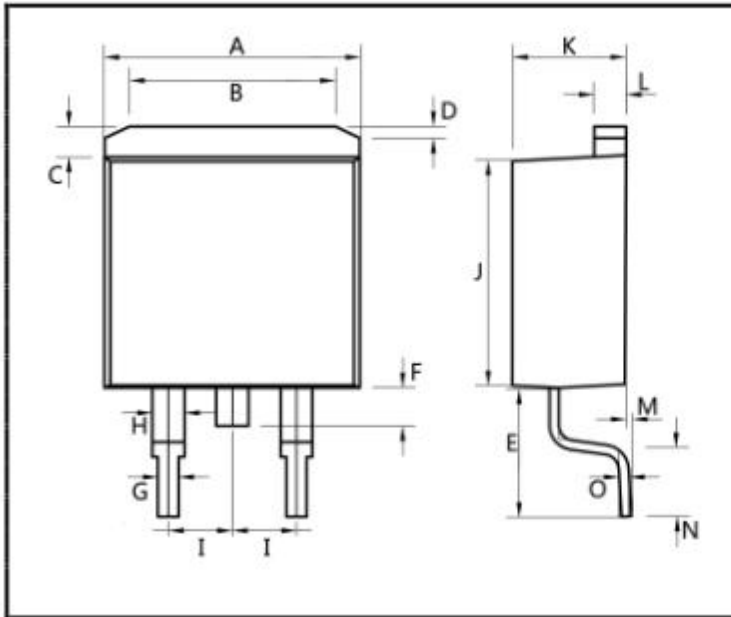
TO-220AC



TO-220FAC



TO-263



Dim.	Min.	Max.
A	10.1	10.2
B	7.4	7.6
C	1.3	1.5
D	0.55	0.75
E	5.0	6.0
F	1.4	1.6
G	0.78	0.86
H	1.2	1.3
I	Typ 2.54	
J	8.4	8.6
K	4.45	4.55
L	1.25	1.35
M	0.02	0.1
N	2.4	2.8
O	0.36	0.40

All Dimensions in millimeter